

## Lead storage batteries for stationary installations

HAGEN OPzS



Quelle: DeTe Immobilien GmbH



# HAGEN OPzS

Batteries in the *OPzS* line are supplied as individual cells (in accordance with DIN 40736, Section 1) from 200 - 3000 Ah (ampere-hour) in plastic containers and from 3500 - 12000 Ah (in accordance with DIN 40736, Section 2) in hard rubber containers.

For smaller capacities (37,5 to 300 Ah) block batteries in the HAGEN *compact PT* line are available. These are illustrated in a separate brochure.


## Usage areas

HAGEN *OPzS* batteries are mainly used where an outlasting time of more than one hour is required. In addition to the long service life of about 15 years in standby parallel operation the *OPzS* line also offers high cycle consistency.

Main usage areas:

- telecommunication equipment
- switchboard plants
- UPS systems
- OP-lighting and Additional Power Supply systems for Hospitals (acc. to DIN VDE 0107)
- storage of solar and wind energy

## Battery construction



HAGEN *patent pole*

### Plate material and separation

The grid of the tubular positive plate consists of 19 resp. 38 lead spines which are joined together by the upper frame. These thin lead spines, which are equipped with small concentric vanes, are covered with an acid permeable gauntlet. Between the lead spines and small tubes is the active positive material.

A special lead alloy which is exclusively used for the positive HAGEN *OPzS* grid, has an Sb portion of less than 3%. Therefore HAGEN *OPzS* batteries are classified as „LA“ in accordance with VDE 0510, Section 2. Thus the ventilation requirements can be reduced. A lead grid pasted with active material forms the negative plate.

Double separation is brought about by the use of microporous separators and corrugated separators.

### Cell containers and lids

The cell containers in the 200 – 3000 Ah range are made of transparent plastic. The appropriate cell lid is made of grey-coloured SAN. The cell containers and lids for batteries with capacities from 3500 Ah to 12000 Ah are made of hard rubber.

### Terminals and connectors

HAGEN *OPzS* batteries in plastic containers in the 200 – 3000 Ah capacity range are in general equipped with the well proven HAGEN *patent pole* for leak-proof insulation of the terminal construction. The terminals can be supplied in screwed or welded form, as required.

The connection of the individual batteries is in correspondance to the terminal construction by the use of either insulated flexible copper cableconnectors, or covered lead connectors, or lead connectors with copper inserts.

The terminals of *OPzS* batteries with hard rubber containers are sealed by a rubber gasket. Covered lead bars are used as cell connectors.

## Battery plugs

In the standard version the OPzS batteries are equipped with hinge cap plugs. As a special accessory flame retardent ceramic plugs or ceramic funnel plugs according to DIN 40470 are available.



Hinge cap plug



Ceramic plugs/ceramic funnel plugs

## Elektrolyt and water

Sulphuric acid with a density of 1.22 kg/l at 20° C is required for initial filling. The correct filling level can be seen from the electrolyte level indicator. When charged, the acid density is  $1.24 \pm 0.01$  kg/l at 20° C. These particular conditions are best described by the term „nominal electrolyte density“.

Water used to compensate the loss of water resulting from electrolysis should meet the requirements of DIN 43530, Section 4.

## Charging

Any charging procedures which comply with DIN 41772 may be used for charging; OPzS batteries are operated in standby parallel mode and require a float charge voltage of 2.20 to 2.25 V/cell (recommended value 2.23 V/cell).

At this voltage the fully charged condition is maintained. The water consumption caused by electrolyses at this voltage is very low.

## Battery installation

Installation of OPzS batteries should be carried out according to DIN VDE 0510, Section 2.

The cells can be installed according to VDE 0510, part 2. in cabinet or on wood/steel racks depending on particular customer requirements or on local conditions.

Our steel racks are essentially composed of plug-in elements which ensures their easy construction and shortens installation time. The mode of installation should guarantee good visual checking. All elements are protected by an electrolyte-proof plastic coating.

The terminals of the batteries are provided with protective caps for transport.

The type of installation should be carefully chosen that the batteries are simple to install and good visual monitoring is possible.

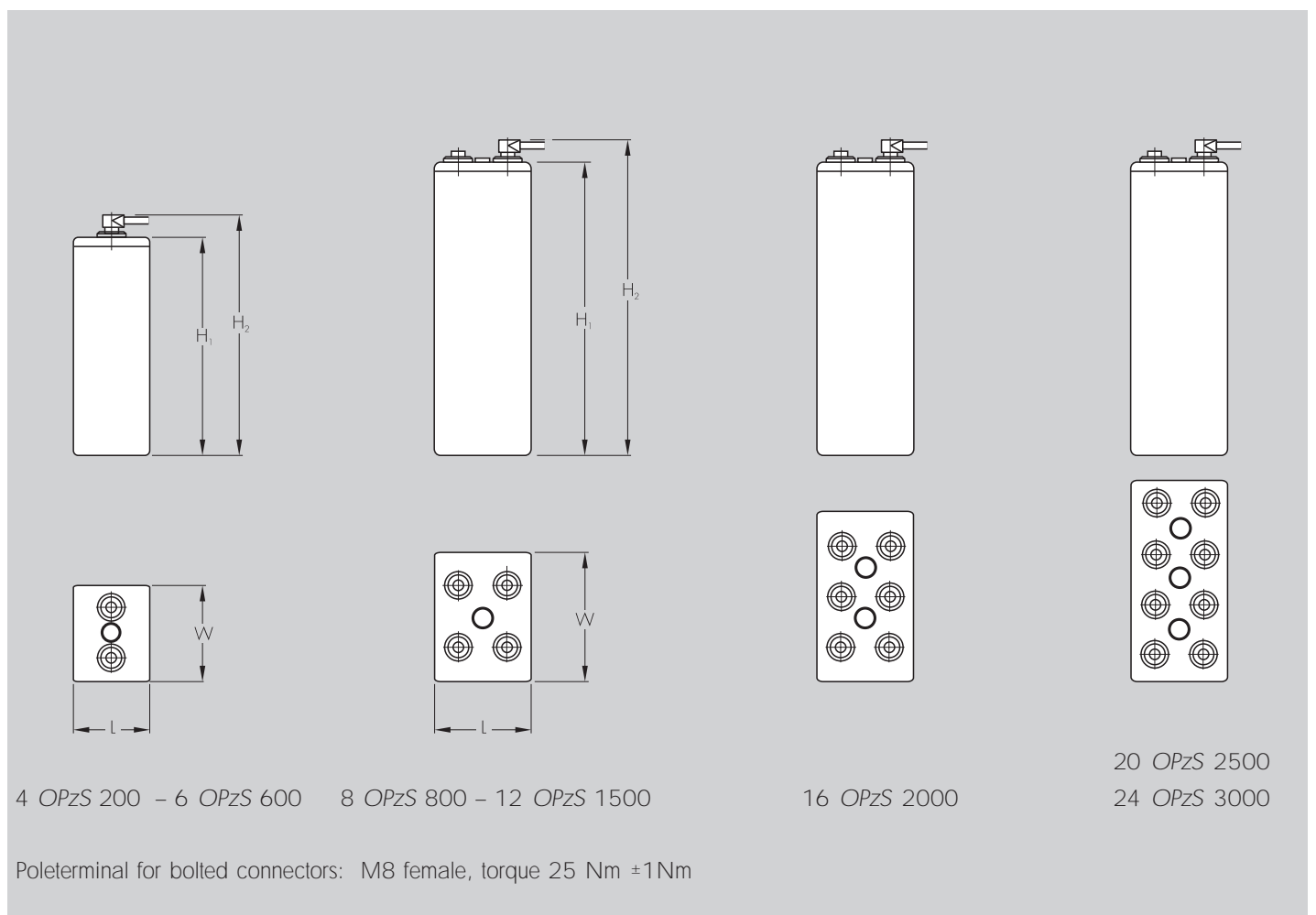
The connection leads should be laid short circuit proof up to the first fuse protection. (VDE 0100, Section 520).

Service access points must have a passage width of at least 50 cm. Conductive battery parts, with a potential of more than 120 V in between, must have a minimum distance of 1,50 m, if no other contact protection is made.

# Measurements and weights of the OPzS batteries

## Batteries in plastic cell containers

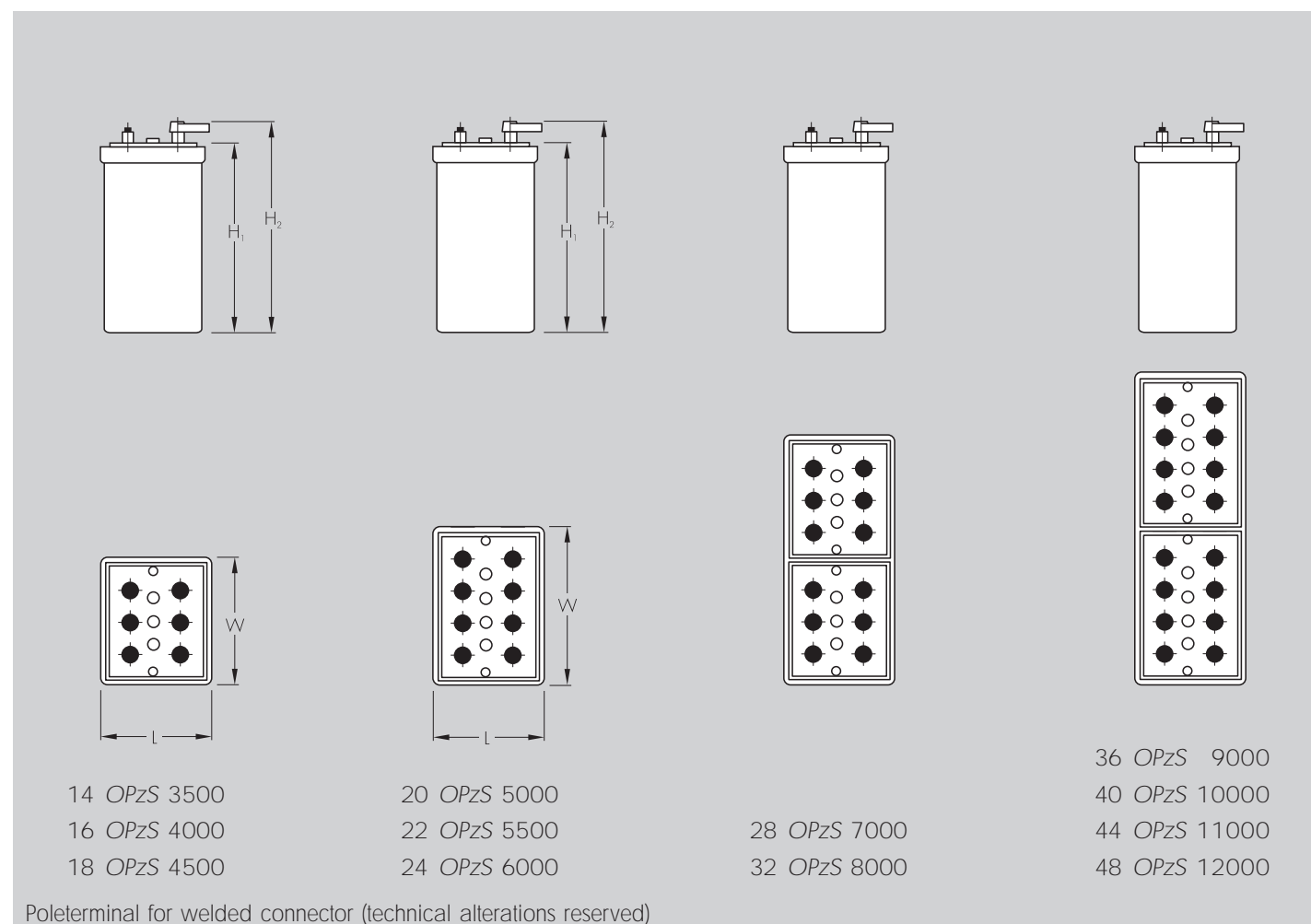
Type	Length L mm	Width W mm	Height H <sub>1</sub> mm	Height H <sub>2</sub> mm	No. of terminals	Weights		
						Dry cell kg	Cell with acid kg	Acid weight d = 1.24 kg/l kg
4 OPzS 200	103	206	353	420	1	13.2	17.2	4.0
5 OPzS 250	124	206	353	420	1	16.2	20.8	4.6
6 OPzS 300	145	206	353	420	1	19.2	24.3	5.1
5 OPzS 350	124	206	471	522	1	19.4	26.9	7.5
6 OPzS 420	145	206	471	522	1	23.4	31.5	8.1
7 OPzS 490	166	206	471	522	1	27.4	36.1	8.7
6 OPzS 600	145	206	647	698	1	33.9	44.8	10.9
8 OPzS 800	210	191	647	698	2	45.3	61.3	16.0
10 OPzS1000	210	233	647	698	2	55.5	74.6	19.1
12 OPzS1200	210	275	647	698	2	65.8	88.0	22.2
12 OPzS1500	210	275	797	848	2	87.0	114.3	27.3
16 OPzS2000	214	399	775	815	3	123.0	166.0	43.0
20 OPzS2500	214	489	775	815	4	152.0	204.0	52.0
24 OPzS3000	214	578	775	815	4	179.0	242.0	63.0



# Measurements and weights of the OPzS batteries

Batteries in hard rubber cell containers

Type	Length L mm	Width W mm	Height H <sub>1</sub> mm	Height H <sub>2</sub>	No. of ter- minals	Weights		
						Dry cell kg	Cell with acid kg	Acid weighth d = 1.24 kg/l kg
14 OPzS 3500	440	422	808	870	3	258	338	80
16 OPzS 4000	440	466	808	870	3	290	378	88
18 OPzS 4500	440	510	808	870	3	306	398	114
20 OPzS 5000	440	568	808	870	4	356	470	114
22 OPzS 5500	440	612	808	870	4	392	511	119
24 OPzS 6000	440	656	808	870	4	414	545	131
28 OPzS 7000	430	882	808	870	6	500	676	176
32 OPzS 8000	430	882	808	870	6	539	727	188
36 OPzS 9000	430	1078	808	870	8	620	843	223
40 OPzS 10000	430	1078	808	870	8	666	893	227
44 OPzS 11000	430	1254	808	870	8	737	1006	269
48 OPzS 12000	430	1254	808	870	8	790	1055	265



## Capacities, discharging and charging rates for OPzS batteries with plastic container

Discharge time (h)	Final voltage V/C	Capacity at 20° in Ah				Discharge rate in A				Charging current in A		
		10	5	3	1	10	5	3	1	to Gas-evolution	from Gas-evolution falling from	falling to
Celltype												
4 OPzS 200	200.0	200.0	172.0	150.0	106.0	20.0	34.0	50.0	106.0	30.0	14.0	7.0
5 OPzS 250	250.0	250.0	215.0	187.5	132.5	25.0	43.0	62.5	132.5	38.0	17.0	8.5
6 OPzS 300	300.0	300.0	258.0	225.0	159.0	30.0	51.5	75.0	159.0	45.0	20.0	10.0
5 OPzS 350	350.0	350.0	300.0	262.5	185.0	35.0	60.0	87.5	185.0	53.0	24.0	12.0
6 OPzS 420	420.0	420.0	360.0	315.0	222.0	42.0	72.0	105.0	222.0	63.0	28.0	14.0
7 OPzS 490	490.0	490.0	420.0	367.5	259.0	49.0	84.0	122.5	259.0	74.0	32.0	16.0
6 OPzS 600	600.0	600.0	516.0	450.0	312.0	60.0	103.0	150.0	312.0	90.0	40.0	20.0
8 OPzS 800	800.0	800.0	688.0	600.0	416.0	80.0	137.5	200.0	416.0	120.0	54.0	27.0
10 OPzS 1000	1000.0	1000.0	860.0	750.0	520.0	100.0	172.0	250.0	520.0	150.0	66.0	33.0
12 OPzS 1200	1200.0	1200.0	1032.0	900.0	624.0	120.0	206.5	300.0	624.0	180.0	80.0	40.0
12 OPzS 1500	1500.0	1500.0	1260.0	1116.0	744.0	150.0	252.0	372.0	744.0	225.0	100.0	50.0
16 OPzS 2000	2000.0	2000.0	1680.0	1488.0	992.0	200.0	336.0	496.0	992.0	300.0	132.0	66.0
20 OPzS 2500	2500.0	2500.0	2100.0	1860.0	1240.0	250.0	420.0	620.0	1240.0	375.0	166.0	83.0
24 OPzS 3000	3000.0	3000.0	2520.0	2232.0	1488.0	300.0	504.0	744.0	1488.0	450.0	200.0	100.0

## Capacities, discharging and charging rates for OPzS batteries with hard rubber container

Discharge time (h)	Final voltage V/C	Capacity at 20° in Ah				Discharge rate in A				Charging current in A		
		10	5	3	1	10	5	3	1	to Gas-evolution	from Gas-evolution falling from	falling to
Celltype												
14 OPzS 3500	3500.0	3500.0	2940.0	2520.0	1680.0	350.0	588.0	840.0	1680.0	525.0	232.0	116.0
16 OPzS 4000	4000.0	4000.0	3360.0	2880.0	1920.0	400.0	672.0	960.0	1920.0	600.0	266.0	133.0
18 OPzS 4500	4500.0	4500.0	3780.0	3240.0	2160.0	450.0	756.0	1080.0	2160.0	675.0	300.0	150.0
20 OPzS 5000	5000.0	5000.0	4200.0	3600.0	2400.0	500.0	840.0	1200.0	2400.0	750.0	332.0	166.0
22 OPzS 5500	5500.0	5500.0	4620.0	3960.0	2640.0	550.0	924.0	1320.0	2640.0	825.0	366.0	183.0
24 OPzS 6000	6000.0	6000.0	5040.0	4320.0	2880.0	600.0	1008.0	1440.0	2880.0	900.0	400.0	200.0
28 OPzS 7000	7000.0	7000.0	5880.0	5040.0	3360.0	700.0	1176.0	1680.0	3360.0	1050.0	464.0	232.0
32 OPzS 8000	8000.0	8000.0	6720.0	5760.0	3840.0	800.0	1344.0	1920.0	3840.0	1200.0	533.0	266.0
36 OPzS 9000	9000.0	9000.0	7560.0	6480.0	4320.0	900.0	1512.0	2160.0	4320.0	1350.0	598.0	299.0
40 OPzS 10000	10000.0	10000.0	8400.0	7200.0	4800.0	1000.0	1680.0	2400.0	4800.0	1500.0	666.0	333.0
44 OPzS 11000	11000.0	11000.0	9240.0	7920.0	5280.0	1100.0	1848.0	2640.0	5280.0	1650.0	730.0	365.0
48 OPzS 12000	12000.0	12000.0	10080.0	8640.0	5760.0	1200.0	2016.0	2880.0	5760.0	1800.0	800.0	400.0

# OPzS individual batteries according to DIN 40 736

- 1 Complete battery cell  
4 OPzS 200
- 2 Cell container made of transparent plastic
- 3 Prism
- 4 Ceramic funnel plug
- 5 Sealing washer
- 6 Terminal disks  
blue = negative  
red = positive
- 7 Cell lid
- 8 Baffle
- 9 Plate set
- 10 Negative plate set
- 10a Negative terminal
- 11 Separator
- 12 Positive plate set
- 12a Positive terminal
- 13 Negative grid plate
- 14 Microporous separator
- 15 Corrugated separator
- 16 Iron-clad tubular

