

The Sprinter logo features a red curved swoosh above the word "Sprinter" in a stylized, italicized font with a registered trademark symbol.

Industrial Batteries – Sprinter P
Reliable capacities for increased security.

The EXIDE TECHNOLOGIES logo consists of the word "EXIDE" in a bold, italicized font with a registered trademark symbol, and the word "TECHNOLOGIES" in a smaller, all-caps font below it.

Specifications










- The extremely powerful, compact AGM batteries of the Sprinter P series are an ideal energy source for uninterrupted power supply and are particularly good in UPS applications
- Excellent high current performance in addition to a long service life
- Maintenance-free during their whole service life
- Power from 570 – 4060 watt/12 volt unit
- Up to 10 years design life at 20°C ambient temperature (80% remaining capacity)
- Grid plate construction consisting of a lead calcium alloy
- Very low gassing due to internal gas recombination (99% efficient)
- Low self discharge rate
- Very short recharge time
- Proof against deep discharge according to DIN 43 539 T5
- Trouble-free transportation of operational blocs and cells, no restrictions for rail, road, sea and air transportation (IATA, DGR clause A 67)
- Completely recyclable



Applications

The Sprinter P series is a very versatile and well classified product range due to its unique high current discharge characteristics, making this battery ideally suited for high current discharge performance. UPS applications and other security systems will all benefit from the Sprinter P series.

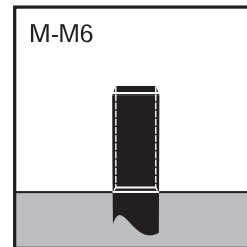


 VRLA Valve regulated lead acid batteries	 Grid plate	 Nominal capacity 21 - 178 Ah	 Bloc battery	
 Design life: up to 10 years	 Maintenance-free	 Proof against deep discharge acc. to DIN 43 539 T5	 Recyclable	 Special high current performance

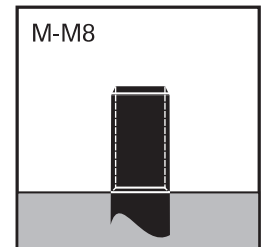
Type	Part number	Nominal voltage	Power 15' 1.6 VpC 25°C	Capacity C 10 1.8 VpC 25°C	Length ⁽¹⁾ x Width ⁽¹⁾ x Height ⁽¹⁾			Weight approx. kg	Internal resistance m Ω	Short-circuit current A	Terminal
		V	W	Ah	mm						
P12V570	NAPW120570HP0MA	12	570	21	168	177	126	9.5	10.0	900	Male M6
P12V600	NAPW120600HP0MA	12	600	24	168	127	174	9.5	9.5	950	Male M6
P12V875	NAPW120875HP0MA	12	875	41	198	168	175	14.5	7.0	1350	Male M6
P12V1220	NAPW121220HP0MA	12	1220	51	234	169	190	19.5	6.2	1750	Male M8
P12V1575	NAPW121575HP0MA	12	1575	61	272	166	190	24.0	5.5	2200	Male M8
P12V2130	NAPW122130HP0MA	12	2130	86	359	172	226	33.0	4.0	2600	Male M8
P6V1700	NAPW061700HP0MA	6	1700	122	272	166	190	25.0	1.5	3200	Male M8
P6V2030	NAPW062030HP0MA	6	2030	178	359	171	226	32.5	1.2	4200	Male M8

(1): +/-1mm

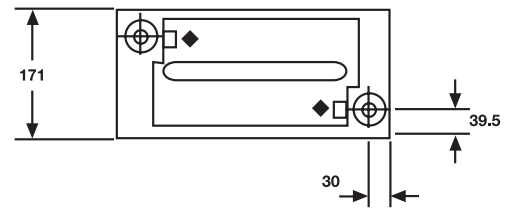
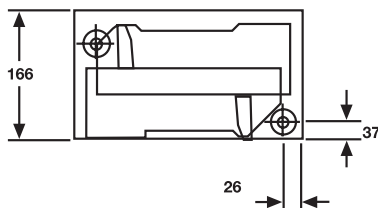
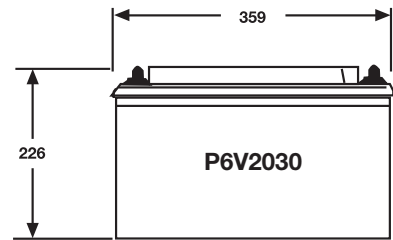
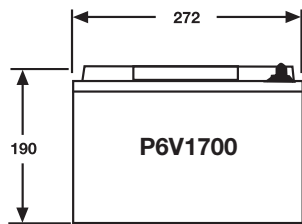
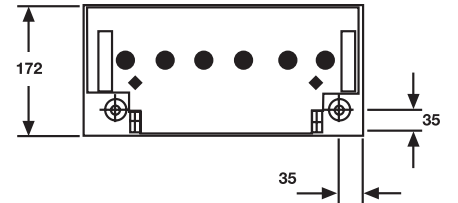
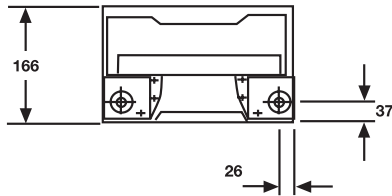
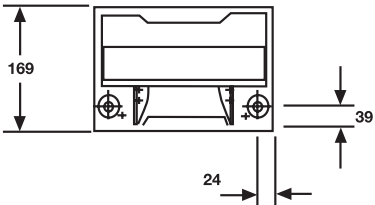
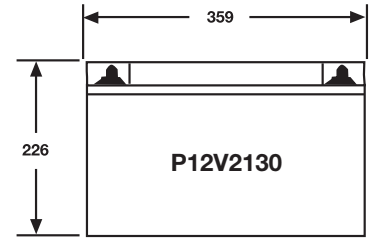
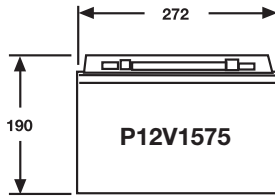
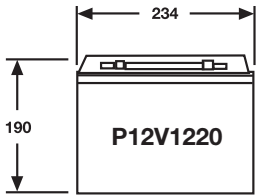
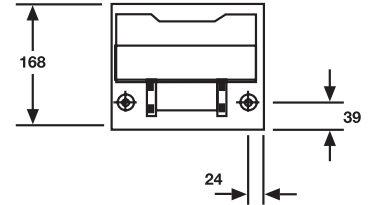
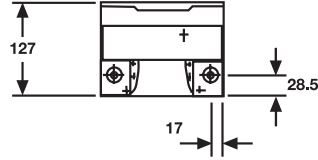
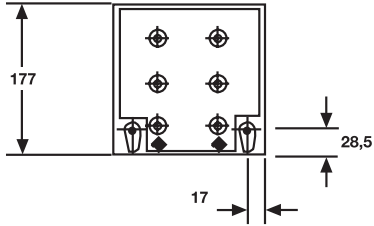
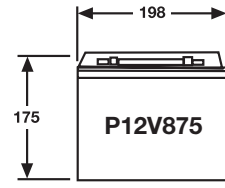
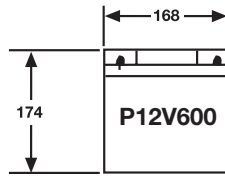
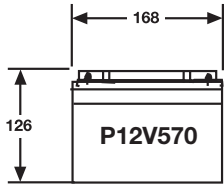
Terminal and torque

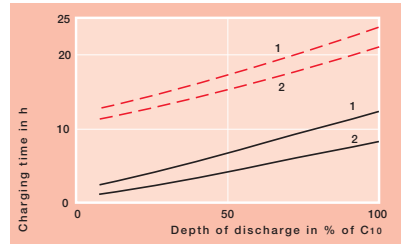
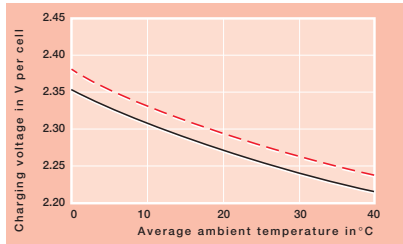


6 Nm



8 Nm





--- max. permissible voltage for continuous charging

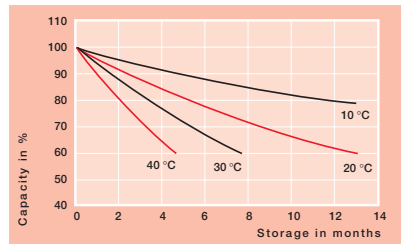
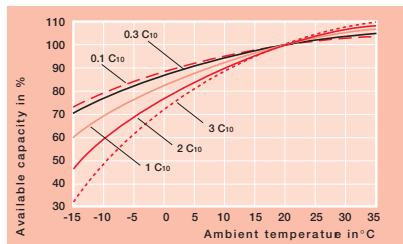
1: 0.1 C10
2: 0.2 C10

— optimum voltage for continuous charging

--- State of charge 100%
— State of charge 90%

For continuous charging we recommend a voltage of 2.27 V/cell at 20°C. The charging voltage must be compensated to the curve for a continuously different battery ambient temperature.

Recharging time in relation to initial charging current.
For 2.27 V/cell at 20°C.



Available capacity in relation to the ambient temperature.

Self-discharge in relation to the storage temperature.

1.95 V/C – Discharge in A															
Type	Part number	3min	5min	10min	15min	20min	30min	45min	1h	2h	3h	5h	8h	10h	20h
P12V570	NAPW120570HPOMA	44	42	33	27	23	18.0	13.2	10.7	6.0	4.2	2.8	1.9	1.6	0.9
P12V600	NAPW120600HPOMA	46	43	36	29	25	19.0	14.2	11.4	6.6	4.8	3.2	2.2	1.9	1.0
P12V875	NAPW120875HPOMA	61	58	50	42	36	28.0	22.3	18.3	11.2	8.1	5.2	3.6	3.0	1.6
P12V1220	NAPW121220HPOMA	94	87	72	60	51	39.0	28.9	23.3	13.7	9.6	6.6	4.6	3.9	2.0
P12V1575	NAPW121575HPOMA	109	104	90	76	66	50.0	37.6	29.4	17.1	12.2	8.0	5.4	4.6	2.4
P12V2130	NAPW122130HPOMA	158	149	126	103	88	69.0	50.8	41.0	23.2	17.1	11.3	7.6	6.6	3.5
P6V1700	NAPW061700HPOMA	179	176	165	145	130	103.0	77.4	62.9	33.8	24.1	15.5	10.6	9.0	4.8
P6V2030	NAPW062030HPOMA	226	224	204	179	161	132.0	101.5	83.2	47.9	35.5	23.3	15.8	13.3	7.0

1.90 V/C – Discharge in A															
Type	Part number	3min	5min	10min	15min	20min	30min	45min	1h	2h	3h	5h	8h	10h	20h
P12V570	NAPW120570HPOMA	66	59	45	35	28	21.0	16.0	12.8	7.2	5.0	3.5	2.2	1.9	1.0
P12V600	NAPW120600HPOMA	70	62	47	37	30	22.0	17.0	13.4	8.0	5.9	4.0	2.6	2.1	1.1
P12V875	NAPW120875HPOMA	96	85	65	52	44	35.0	26.0	21.1	12.8	9.4	6.3	4.3	3.7	1.9
P12V1220	NAPW121220HPOMA	137	121	93	74	62	46.0	34.0	27.4	16.7	12.2	8.2	5.4	4.6	2.4
P12V1575	NAPW121575HPOMA	163	150	118	95	80	60.0	44.0	35.3	20.4	14.4	9.9	6.5	5.5	2.9
P12V2130	NAPW122130HPOMA	248	220	164	128	107	81.0	60.0	48.3	28.5	20.7	13.8	9.1	7.6	4.1
P6V1700	NAPW061700HPOMA	286	267	223	187	162	125.0	94.0	76.1	41.4	29.2	19.1	12.7	10.9	5.8
P6V2030	NAPW062030HPOMA	345	325	272	227	198	154.0	120.0	97.4	58.4	42.6	28.4	18.9	16.0	8.4

1.85 V/C – Discharge in A															
Type	Part number	3min	5min	10min	15min	20min	30min	45min	1h	2h	3h	5h	8h	10h	20h
P12V570	NAPW120570HPOMA	86	72	52	41	33	24.0	17.0	13.9	7.9	5.6	3.8	2.4	2.0	1.1
P12V600	NAPW120600HPOMA	92	76	55	43	35	25.0	19.0	15.2	9.2	6.7	4.4	2.8	2.3	1.2
P12V875	NAPW120875HPOMA	128	109	79	62	52	40.0	29.0	24.0	14.4	10.6	7.0	4.7	3.9	2.0
P12V1220	NAPW121220HPOMA	178	151	110	86	70	52.0	38.0	30.5	18.8	13.7	8.9	5.8	4.9	2.6
P12V1575	NAPW121575HPOMA	220	189	139	110	91	67.0	49.0	39.0	22.2	15.8	10.7	7.0	5.9	3.1
P12V2130	NAPW122130HPOMA	328	273	195	152	124	91.0	67.0	53.5	32.0	23.3	14.8	9.8	8.2	4.4
P6V1700	NAPW061700HPOMA	388	349	279	227	192	145.0	107.0	83.4	46.3	32.5	21.3	13.8	11.6	6.2
P6V2030	NAPW062030HPOMA	462	422	339	275	232	176.0	133.0	108.6	63.9	48.0	31.7	20.6	17.0	8.9

1.80 V/C – Discharge in A															
Type	Part number	3min	5min	10min	15min	20min	30min	45min	1h	2h	3h	5h	8h	10h	20h
P12V570	NAPW120570HPOMA	99	82	58	44	36	26.0	19.0	14.9	8.3	5.9	4.0	2.5	2.1	1.1
P12V600	NAPW120600HPOMA	107	87	61	46	38	27.0	20.0	16.2	9.7	7.1	4.6	2.9	2.4	1.3
P12V875	NAPW120875HPOMA	153	127	89	68	56	42.0	31.0	25.4	15.4	11.4	7.5	4.9	4.1	2.1
P12V1220	NAPW121220HPOMA	203	170	121	94	76	56.0	41.0	32.5	19.6	14.4	9.3	6.2	5.1	2.7
P12V1575	NAPW121575HPOMA	263	220	156	120	99	72.0	53.0	42.0	23.8	17.2	11.2	7.4	6.1	3.2
P12V2130	NAPW122130HPOMA	380	313	215	164	134	98.0	71.0	56.3	33.5	24.4	15.6	10.4	8.6	4.6
P6V1700	NAPW061700HPOMA	479	421	319	254	209	155.0	114.0	89.4	49.3	34.3	22.8	14.7	12.2	6.5
P6V2030	NAPW062030HPOMA	561	497	386	310	255	192.0	141.0	115.7	69.3	52.1	33.3	21.6	17.8	9.4

1.75 V/C – Discharge in A

Type	Part number	3min	5min	10min	15min	20min	30min	45min	1h	2h	3h	5h	8h	10h	20h
P12V570	NAPW120570HPOMA	111	90	62	47	38	27.0	19.3	15.3	8.6	6.2	4.1	2.6	2.2	1.2
P12V600	NAPW120600HPOMA	118	95	65	49	40	28.0	20.8	17.1	9.9	7.3	4.7	3.0	2.5	1.3
P12V875	NAPW120875HPOMA	168	138	95	72	59	44.0	33.0	26.6	16.2	11.8	7.7	5.1	4.3	2.2
P12V1220	NAPW121220HPOMA	228	187	130	100	81	59.0	42.1	34.0	20.3	14.9	9.6	6.3	5.2	2.8
P12V1575	NAPW121575HPOMA	299	244	169	128	105	76.0	54.8	43.8	25.0	18.0	11.5	7.6	6.2	3.3
P12V2130	NAPW122130HPOMA	419	338	231	177	142	104.0	73.6	58.9	34.6	25.4	16.3	10.7	8.8	4.7
P6V1700	NAPW061700HPOMA	562	483	353	275	223	163.0	117.6	92.4	51.4	35.3	23.5	15.2	12.5	6.6
P6V2030	NAPW062030HPOMA	647	563	424	334	272	199.0	146.2	118.8	71.1	53.6	34.1	22.1	18.3	9.6

1.70 V/C – Discharge in A

Type	Part number	3min	5min	10min	15min	20min	30min	45min	1h	2h	3h	5h	8h	10h	20h
P12V570	NAPW120570HPOMA	122	97	65	49	39	28.4	19.8	15.5	8.9	6.4	4.2	2.7	2.2	1.2
P12V600	NAPW120600HPOMA	129	103	69	52	42	29.4	21.8	17.6	10.3	7.4	4.8	3.1	2.6	1.4
P12V875	NAPW120875HPOMA	184	148	99	75	61	45.2	34.0	27.6	16.8	12.2	7.9	5.2	4.4	2.3
P12V1220	NAPW121220HPOMA	247	202	138	105	84	60.9	43.6	35.0	20.8	15.2	9.8	6.4	5.3	2.8
P12V1575	NAPW121575HPOMA	328	266	180	134	108	78.2	55.8	44.7	25.6	18.5	11.8	7.7	6.3	3.3
P12V2130	NAPW122130HPOMA	456	360	243	183	147	106.6	75.6	60.9	35.4	26.2	16.8	10.9	9.0	4.8
P6V1700	NAPW061700HPOMA	629	529	377	291	234	168.5	120.8	94.5	53.3	36.5	24.2	15.4	12.6	6.7
P6V2030	NAPW062030HPOMA	713	616	453	350	282	206.0	151.2	120.8	72.1	54.4	34.7	22.4	18.6	9.8

1.65 V/C – Discharge in A

Type	Part number	3min	5min	10min	15min	20min	30min	45min	1h	2h	3h	5h	8h	10h	20h
P12V570	NAPW120570HPOMA	130	103	67	51	41	28.9	20.3	16.0	9.1	6.6	4.3	2.7	2.2	1.2
P12V600	NAPW120600HPOMA	136	109	71	54	43	30.5	22.3	18.0	10.4	7.5	4.8	3.1	2.6	1.4
P12V875	NAPW120875HPOMA	198	157	104	77	63	46.2	35.0	28.4	17.5	12.5	8.0	5.3	4.4	2.3
P12V1220	NAPW121220HPOMA	263	212	142	107	86	61.9	44.7	35.7	21.1	15.4	9.9	6.4	5.3	2.8
P12V1575	NAPW121575HPOMA	351	281	185	138	111	80.2	56.8	45.3	26.0	18.8	12.0	7.7	6.4	3.4
P12V2130	NAPW122130HPOMA	485	380	253	189	151	109.6	77.6	61.6	35.9	26.6	17.0	11.0	9.0	4.8
P6V1700	NAPW061700HPOMA	676	563	395	299	241	173.6	123.8	96.5	54.6	37.8	24.3	15.5	12.6	6.7
P6V2030	NAPW062030HPOMA	771	655	469	360	291	211.1	153.3	121.8	72.6	54.9	34.8	22.5	18.7	9.9

1.60 V/C – Discharge in A

Type	Part number	3min	5min	10min	15min	20min	30min	45min	1h	2h	3h	5h	8h	10h	20h
P12V570	NAPW120570HPOMA	136	107	69	52	42	29.4	20.8	16.4	9.3	6.7	4.3	2.7	2.2	1.2
P12V600	NAPW120600HPOMA	143	113	73	55	44	31.0	22.8	18.3	10.5	7.6	4.8	3.1	2.6	1.4
P12V875	NAPW120875HPOMA	209	164	107	79	65	47.2	36.0	29.2	17.9	12.6	8.0	5.3	4.4	2.3
P12V1220	NAPW121220HPOMA	272	220	145	109	87	62.9	45.2	36.0	21.3	15.5	9.9	6.4	5.3	2.8
P12V1575	NAPW121575HPOMA	369	292	190	140	112	81.2	57.9	45.7	26.2	18.9	12.0	7.7	6.4	3.4
P12V2130	NAPW122130HPOMA	510	398	262	194	154	111.7	79.2	62.1	36.2	26.8	17.0	11.0	9.0	4.8
P6V1700	NAPW061700HPOMA	698	582	406	308	247	177.6	126.9	98.5	55.4	38.4	24.4	15.5	12.6	6.7
P6V2030	NAPW062030HPOMA	801	680	481	369	296	215.2	155.3	122.8	72.9	55.1	34.8	22.5	18.7	9.9

1.90 V/C – Discharge in W/bloc														
Type	Part number	3min	5min	10min	15min	20min	30min	45min	1h	2h	3h	5h	8h	10h
P12V570	NAPW120570HPOMA	792	688	513	406	339	255	188	150	86	61	41	27	22
P12V600	NAPW120600HPOMA	834	726	539	427	356	271	200	162	97	71	48	31	26
P12V875	NAPW120875HPOMA	1151	1007	762	608	506	398	305	254	153	113	76	51	44
P12V1220	NAPW121220HPOMA	1609	1426	1088	870	725	549	405	325	199	145	93	65	54
P12V1575	NAPW121575HPOMA	1929	1749	1370	1106	936	712	523	417	244	173	118	78	65
P12V2130	NAPW122130HPOMA	2964	2578	1907	1517	1271	963	713	584	338	246	166	110	91
P6V1700	NAPW061700HPOMA	1641	1537	1268	1067	920	711	546	445	247	175	115	76	63
P6V2030	NAPW062030HPOMA	2008	1882	1573	1330	1151	919	718	591	348	254	170	113	94

1.85 V/C – Discharge in W/bloc														
Type	Part number	3min	5min	10min	15min	20min	30min	45min	1h	2h	3h	5h	8h	10h
P12V570	NAPW120570HPOMA	964	825	596	467	383	284	207	165	94	67	44	30	25
P12V600	NAPW120600HPOMA	1033	869	627	491	406	300	221	180	109	79	52	33	28
P12V875	NAPW120875HPOMA	1441	1225	906	719	598	463	352	284	171	127	84	55	47
P12V1220	NAPW121220HPOMA	1998	1707	1262	996	821	610	447	362	223	163	102	70	58
P12V1575	NAPW121575HPOMA	2475	2148	1604	1277	1067	791	577	465	265	189	128	84	70
P12V2130	NAPW122130HPOMA	3680	3086	2225	1753	1445	1066	771	635	380	277	177	118	98
P6V1700	NAPW061700HPOMA	2176	1982	1587	1303	1108	848	632	498	279	194	127	82	68
P6V2030	NAPW062030HPOMA	2596	2375	1932	1583	1341	1034	792	644	384	285	186	122	102

1.80 V/C – Discharge in W/bloc														
Type	Part number	3min	5min	10min	15min	20min	30min	45min	1h	2h	3h	5h	8h	10h
P12V570	NAPW120570HPOMA	1096	924	655	508	414	302	218	173	98	71	46	30	25
P12V600	NAPW120600HPOMA	1171	971	689	533	435	321	235	193	114	82	55	36	29
P12V875	NAPW120875HPOMA	1688	1418	1013	786	651	492	373	301	184	135	89	58	48
P12V1220	NAPW121220HPOMA	2233	1906	1386	1083	888	649	476	386	232	171	109	74	60
P12V1575	NAPW121575HPOMA	2881	2438	1763	1385	1147	841	613	495	281	204	134	88	73
P12V2130	NAPW122130HPOMA	4173	3445	2440	1897	1558	1138	820	672	397	289	187	123	103
P6V1700	NAPW061700HPOMA	2634	2350	1809	1454	1212	906	664	524	290	203	136	88	73
P6V2030	NAPW062030HPOMA	3083	2807	2185	1773	1478	1119	834	678	408	307	195	127	106

1.75 V/C – Discharge in W/bloc														
Type	Part number	3min	5min	10min	15min	20min	30min	45min	1h	2h	3h	5h	8h	10h
P12V570	NAPW120570HPOMA	1185	990	695	538	436	320	230	180	102	74	48	32	26
P12V600	NAPW120600HPOMA	1266	1045	733	565	459	336	247	203	117	85	56	37	30
P12V875	NAPW120875HPOMA	1823	1524	1075	827	680	514	387	316	193	140	91	59	49
P12V1220	NAPW121220HPOMA	2450	2050	1482	1145	934	682	497	403	239	176	113	75	61
P12V1575	NAPW121575HPOMA	3207	2685	1908	1480	1205	885	636	516	291	213	138	90	73
P12V2130	NAPW122130HPOMA	4511	3691	2593	2010	1637	1200	869	702	406	296	192	125	104
P6V1700	NAPW061700HPOMA	3021	2654	1982	1566	1282	950	689	541	300	211	140	89	74
P6V2030	NAPW062030HPOMA	3473	3093	2385	1900	1562	1161	861	693	416	313	200	129	108

1.70 V/C – Discharge in W/bloc

Type	Part number	3min	5min	10min	15min	20min	30min	45min	1h	2h	3h	5h	8h	10h
P12V570	NAPW120570HPOMA	1269	1045	723	551	447	325	233	183	104	77	49	32	26
P12V600	NAPW120600HPOMA	1348	1101	762	580	470	343	252	205	119	87	57	37	30
P12V875	NAPW120875HPOMA	1948	1606	1109	843	694	526	399	328	198	145	93	60	50
P12V1220	NAPW121220HPOMA	2603	2167	1531	1177	958	700	508	411	243	179	116	76	62
P12V1575	NAPW121575HPOMA	3469	2866	2003	1525	1241	907	647	521	296	217	140	91	74
P12V2130	NAPW122130HPOMA	4798	3896	2696	2060	1678	1220	886	718	412	301	195	127	105
P6V1700	NAPW061700HPOMA	3347	2876	2093	1628	1331	977	700	553	312	218	142	90	74
P6V2030	NAPW062030HPOMA	3790	3325	2512	1963	1615	1193	876	701	419	315	202	131	109

1.65 V/C – Discharge in W/bloc

Type	Part number	3min	5min	10min	15min	20min	30min	45min	1h	2h	3h	5h	8h	10h
P12V570	NAPW120570HPOMA	1347	1091	741	561	452	330	236	185	107	79	50	32	26
P12V600	NAPW120600HPOMA	1422	1151	780	592	477	347	256	207	120	88	57	37	30
P12V875	NAPW120875HPOMA	2069	1678	1134	859	706	534	405	333	202	148	94	61	51
P12V1220	NAPW121220HPOMA	2743	2255	1573	1202	972	711	514	417	246	181	117	76	62
P12V1575	NAPW121575HPOMA	3650	2982	2053	1553	1263	922	654	526	299	219	141	92	75
P12V2130	NAPW122130HPOMA	5054	4060	2757	2102	1698	1240	896	724	417	306	197	128	106
P6V1700	NAPW061700HPOMA	3521	3008	2161	1663	1358	994	713	561	317	222	143	91	74
P6V2030	NAPW062030HPOMA	4011	3483	2576	2006	1636	1207	882	705	421	316	203	131	109

1.60 V/C – Discharge in W/bloc

Type	Part number	3min	5min	10min	15min	20min	30min	45min	1h	2h	3h	5h	8h	10h
P12V570	NAPW120570HPOMA	1403	1127	754	570	457	335	239	188	107	79	50	32	26
P12V600	NAPW120600HPOMA	1478	1187	792	600	480	350	259	209	121	88	57	37	30
P12V875	NAPW120875HPOMA	2155	1731	1157	875	719	542	410	337	204	149	94	61	51
P12V1220	NAPW121220HPOMA	2807	2314	1597	1220	985	719	520	423	250	182	117	76	62
P12V1575	NAPW121575HPOMA	3803	3086	2097	1575	1277	932	661	530	301	221	142	92	75
P12V2130	NAPW122130HPOMA	5259	4192	2811	2130	1715	1250	901	728	420	308	198	128	106
P6V1700	NAPW061700HPOMA	3597	3063	2210	1700	1380	1002	720	568	320	224	143	91	74
P6V2030	NAPW062030HPOMA	4127	3579	2618	2030	1646	1214	887	707	422	317	203	131	109

